



FUND FACT SHEET

DPLK Money Market Fund (MR11/M1)

30 June 2025

INVESTMENT MANAGER

DPLK AIA Financial is a legal entity established by PT. AIA FINANCIAL ("AIA"), which engages in the defined contribution pension fund management sector called Financial Institution Pension Fund ("DPLK AIA Financial").

Established in 15 July 1996, PT. AIA FINANCIAL (AIA) is one of the leading life insurance companies in Indonesia that licensed and supervised by the Indonesian Financial Services Authority. AIA Indonesia is a subsidiary of AIA Group Limited, the largest independent publicly listed pan-Asian life insurance group. With experienced personnel, AIA's Investment team has the proficiency to identify economic conditions and investment movements to generate competitive investment returns through a variety of financial instruments such as money market, bonds, shares and/or mutual funds.

INVESTMENT OBJECTIVE

To provide investor with a stable and optimum return through investment in selective short tenor fixed income instruments in Indonesia with high degree of principal safety and low risk tolerance.

TARGET ALLOCATION

100% Money Market Instruments

FUND INFORMATION

Launch Date	: 30 September 2008	Fund Size (million)	: IDR 1,444,792.88
Launch Price	: IDR 1,000.00	Pricing Frequency	: Daily
Unit Price (NAV)	: IDR 2,934.29	Benchmark	: 100% IDR Deposit Rate Avg. 3-month
Risk Level	: Low		

FUND PERFORMANCE

Fund	Fund Performance						
	1 Month	3 Months	YTD	1 Year	Annualised		
					3 Years	5 Years	Inception
DPLK Money Market Fund**	0.48%	1.40%	2.69%	5.43%	4.53%	3.70%	6.64%
Benchmark *	0.24%	0.72%	1.39%	2.79%	2.41%	2.60%	4.73%

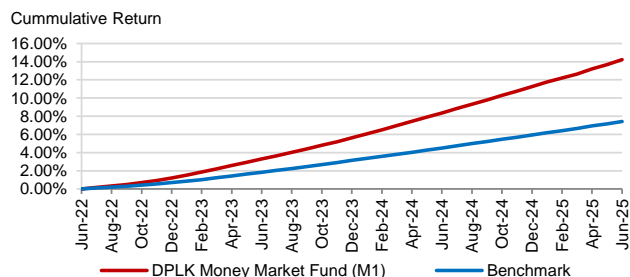
*Current benchmark is effective since 1 Mar 2023

From 01 Mar 2022 to 28 Feb 2023: 100% IDR 1-Month Time Deposit Index

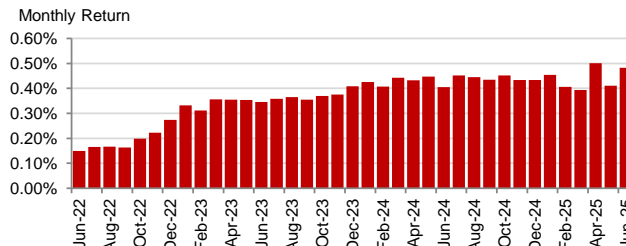
From 30 Sept 2008 to 28 Feb 2022: 100% 3-Month IDR Average Time Deposit

**Fund Performance (Net Asset Value) calculation is already included cost related to transaction, management fee and administrative fee

LAST 3 YEARS CUMULATIVE RETURN



LAST 3 YEARS MONTHLY RETURN



ASSET ALLOCATION



Sector Allocation

TD+Cash 100.00%

TOP 5 HOLDINGS

TD Bank Negara Indonesia
TD Bank Permata Syariah
TD Bank Rakyat Indonesia
TD Bank Syariah Indonesia
TD Bank Tabungan Negara Syariah

FUND MANAGER COMMENTARY

DPLK Money Market Fund (MR11/M1) generated +0.48% in June 2025 performance. The deposit rates maintained at 4.00%-6.50% p.a. Inflation increased to 1.87% in June from 1.60% YoY in the previous month and IDR appreciated slightly +0.32% to Rp16,238/USD. Meanwhile, Bank Indonesia (BI) held its policy rate steady at 5.50% in its latest board meeting, following a 25-bps cut in May. The decision reflects a cautious policy stance aimed at maintaining Rupiah stability and supporting economic resilience amid persistent global uncertainties.

DISCLAIMER: This document is prepared by PT. AIA FINANCIAL and solely for informational use only. This document is not an offer for sale nor a solicitation of an offer to purchase. Investment in pension fund product contains risks including but not limited to political risk, risk on changes in government decree or other government regulations, interest rate risk, liquidity risk, credit risk, equity risk and exchange rate risk. The performances of the funds are not guaranteed; the unit price and the investment result may increase or decrease. Past performances do not constitute a guarantee for future performance.



FUND FACT SHEET

DPLK Money Market Fund (MR11/M1)

Appendix

FUND PERFORMANCE

Fund	Fund Performance						
	1 Month	3 Months	YTD	1 Year	Annualised		
					3 Years	5 Years	Inception
DPLK Money Market Fund***	0.57%	1.65%	3.19%	6.43%	5.53%	4.70%	7.64%

Note: ***Fund Performance (Gross Asset Value) calculation is already excluded cost related to management fee and administrative fee.

DISCLAIMER: DPLK Money Market Fund is a Pension fund offered by DPLK AIA FINANCIAL. This document is prepared by PT. AIA FINANCIAL and solely for informational use only. The official fund performance presented to the Clients refers to Fund Performance (Net Asset Value) information in page 1.

This document is not an offer for sale nor a solicitation of an offer to purchase. Investment in Pension fund product contains risks including but not limited to political risk, risk on changes in government decree or other government regulations, interest rate risk, liquidity risk, credit risk, equity risk and exchange rate risk. The performances of the funds are not guaranteed; the unit price and the investment result may increase or decrease. Past performances do not constitute a guarantee for future performance.



FUND FACT SHEET

DPLK Fixed Income FR13/F6 Fund

30 June 2025

INVESTMENT MANAGER

DPLK AIA Financial is a legal entity established by PT. AIA FINANCIAL ("AIA"), which engages in the defined contribution pension fund management sector called Financial Institution Pension Fund ("DPLK AIA Financial").

Established in 15 July 1996, PT. AIA FINANCIAL (AIA) is one of the leading life insurance companies in Indonesia that licensed and supervised by the Indonesian Financial Services Authority. AIA Indonesia is a subsidiary of AIA Group Limited, the largest independent publicly listed pan-Asian life insurance group. With experienced personnel, AIA's Investment team has the proficiency to identify economic conditions and investment movements to generate competitive investment returns through a variety of financial instruments such as money market, bonds, shares and/or mutual funds.

INVESTMENT OBJECTIVE

To provide investor with an attractive investment return through investing in selective IDR denominated fixed income instruments listed in Indonesia with moderate risk tolerance.

TARGET ALLOCATION

0% - 20% : Money Market Instruments
80% - 100% : IDR Fixed Income Securities and/ or Fixed Income Mutual Fund(s) incl. ETF

FUND INFORMATION

Launch Date	: 30 November 2009	Fund Size (million)	: IDR 2,969,074.60
Launch Price	: IDR 1,000.00	Pricing Frequency	: Daily
Unit Price (NAV)	: IDR 3,049.35	Benchmark	: 90% Bloomberg Barclays EM Local Currency: Indonesia Total Return Index Unhedged IDR
Risk Level	: Moderate	Benchmark Duration	: 5.34
Fund Duration	: 6.46		

FUND PERFORMANCE

Fund	Fund Performance						
	1 Month	3 Months	YTD	1 Year	Annualised		
					3 Years	5 Years	Inception
DPLK Fixed Income Fund**	1.10%	3.31%	4.57%	7.33%	6.57%	6.39%	7.42%
Benchmark *	0.94%	2.96%	4.43%	6.95%	6.09%	6.01%	7.19%

*Current benchmark is effective since 1 Mar 2023

From 1 May 2022 to 28 Feb 2023: 90% Bloomberg Barclays EM Lcl Crncy: Indonesia TR Index Unhedged IDR + 10% IDR 1-Month Time Deposit Index

From 1 Jan 2021 to 30 Apr 2022: 90% Bloomberg Barclays EM Lcl Crncy: Indonesia TR Index Unhedged IDR + 10% 3-Month IDR Average Time Deposit

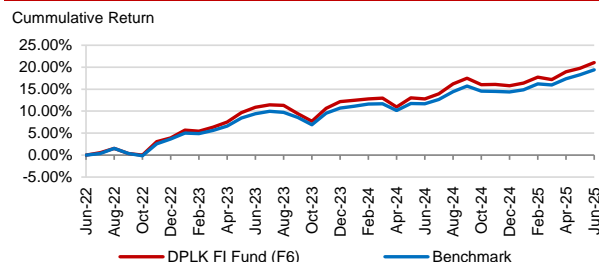
From 1 May 2016 to 31 Dec 2020: 90% Bloomberg Indonesia Local Sovereign Index + 10% Indonesia Deposit Rate Avg 3 Month IDR

From 1 Mar 2013 to 30 Apr 2016: 90% HSBC Indonesia Local Currency Govt Bond + 10% Indonesia Deposit Rate Avg 3 Month IDR

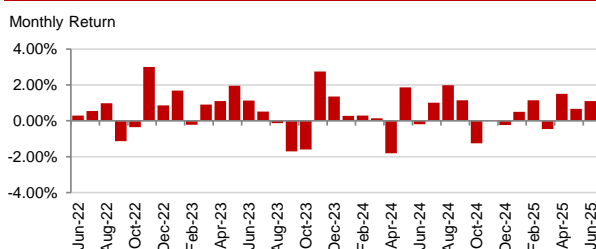
Since Inception to 28 Feb 2013: 80% HSBC Indonesia Local Currency Govt Bond Total Return + 20% Indonesia Deposit Rate Avg 3 Month IDR

**Fund Performance (Net Asset Value) calculation is already included cost related to transaction, management fee and administrative fee

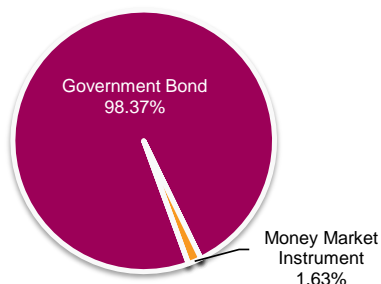
LAST 3 YEARS CUMULATIVE RETURN



LAST 3 YEARS MONTHLY RETURN



ASSET ALLOCATION



SECTOR ALLOCATION

Government Bond	98.37%
TD + Cash	1.63%

TOP 5 HOLDINGS

Government Bond FR0067
Government Bond FR0083
Government Bond FR0100
Government Bond FR0103
Government Bond FR0104

FUND MANAGER COMMENTARY

DPLK Fixed Income FR13/F6 fund generated +1.10% in June 2025, and the 10-year government bond yield declined by -21 bps to 6.63%. Market sentiment came from IDR appreciation of +0.32% to Rp16,238/USD. Meanwhile, Bank Indonesia (BI) held its policy rate steady at 5.50% in its latest board meeting, following a 25-bps cut in May. The decision reflects a cautious policy stance aimed at maintaining Rupiah stability and supporting economic resilience amid persistent global uncertainties.

DISCLAIMER: This document is prepared by PT. AIA FINANCIAL and solely for informational use only. This document is not an offer for sale nor a solicitation of an offer to purchase. Investment in pension fund product contains risks including but not limited to political risk, risk on changes in government decree or other government regulations, interest rate risk, liquidity risk, credit risk, equity risk and exchange rate risk. The performances of the funds are not guaranteed; the unit price and the investment result may increase or decrease. Past performances do not constitute a guarantee for future performance.



FUND FACT SHEET

DPLK Fixed Income FR13/F6 Fund

Appendix

FUND PERFORMANCE

Fund	Fund Performance						
	1 Month	3 Months	YTD	1 Year	Annualised		
					3 Years	5 Years	Inception
DPLK Fixed Income Fund***	1.21%	3.62%	5.18%	8.58%	7.82%	7.64%	8.67%

Note: ***Fund Performance (Gross Asset Value) calculation is already excluded cost related to management fee and administrative fee.

DISCLAIMER: DPLK Fixed Income Fund is a Pension fund offered by DPLK AIA FINANCIAL. This document is prepared by PT. AIA FINANCIAL and solely for informational use only. The official fund performance presented to the Clients refers to Fund Performance (Net Asset Value) information in page 1.

This document is not an offer for sale nor a solicitation of an offer to purchase. Investment in Pension fund product contains risks including but not limited to political risk, risk on changes in government decree or other government regulations, interest rate risk, liquidity risk, credit risk, equity risk and exchange rate risk. The performances of the funds are not guaranteed; the unit price and the investment result may increase or decrease. Past performances do not constitute a guarantee for future performance.



FUND FACT SHEET

DPLK Equity ER13/E5 Fund

30 June 2025

INVESTMENT MANAGER

DPLK AIA Financial is a legal entity established by PT. AIA FINANCIAL ("AIA"), which engages in the defined contribution pension fund management sector called Financial Institution Pension Fund ("DPLK AIA Financial").

Established in 15 July 1996, PT. AIA FINANCIAL (AIA) is one of the leading life insurance companies in Indonesia that licensed and supervised by the Indonesian Financial Services Authority. AIA Indonesia is a subsidiary of AIA Group Limited, the largest independent publicly listed pan-Asian life insurance group. With experienced personnel, AIA's Investment team has the proficiency to identify economic conditions and investment movements to generate competitive investment returns through a variety of financial instruments such as money market, bonds, shares and/or mutual funds.

INVESTMENT OBJECTIVE

To provide investors with long-term total returns through a portfolio of equities which are issued and listed in the Indonesia Stock Exchange (IDX) with high risk tolerance.

TARGET ALLOCATION

0% - 20% : Money Market Instruments
80% - 100% : Equities listed in IDX and or Equity Mutual Fund(s) incl. ETF

FUND INFORMATION

Launch Date	: 30 January 2013	Fund Size (million)	: IDR 73,013.45
Launch Price	: IDR 1,000.00	Pricing Frequency	: Daily
Unit Price (NAV)	: IDR 1,274.57	Benchmark	: 98% IDX80 Index
Risk Level	: High		2% IDR Deposit Rate Avg. 3-month

FUND PERFORMANCE

Fund	Fund Performance						
	1 Month	3 Months	YTD	1 Year	Annualised		
					3 Years	5 Years	Inception
DPLK Equity Fund**	-5.36%	6.91%	-4.52%	-5.44%	-0.25%	5.15%	1.97%
Benchmark *	-2.59%	10.96%	-2.75%	-6.26%	-2.29%	5.66%	3.23%

*Current benchmark is effective since 1 Jan 2024

From 1 Mar 2023 to 31 Dec 2023: 98% Jakarta Composite Index + 2% IDR Deposit Rate Avg. 3-month

From 1 May 2022 to 28 Feb 2023: 98% Jakarta Composite Index + 2% IDR 1-Month Time Deposit Index

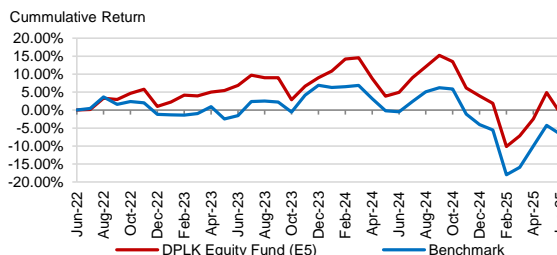
From 1 Apr 2014 to 30 Apr 2022: 98% Jakarta Composite Index + 2% 3-Month IDR Average Time Deposit

From 1 Mar 2013 to 31 Mar 2014: Jakarta Composite Index (Total Return)

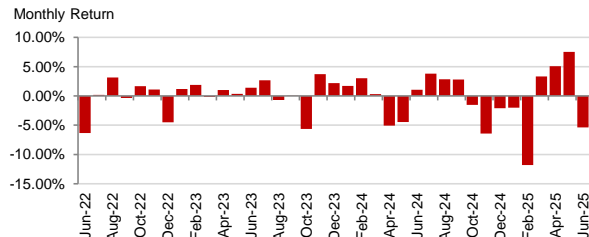
Since Inception to 28 Feb 2013: Jakarta Composite Index

**Fund Performance (Net Asset Value) calculation is already included cost related to transaction, management fee and administrative fee

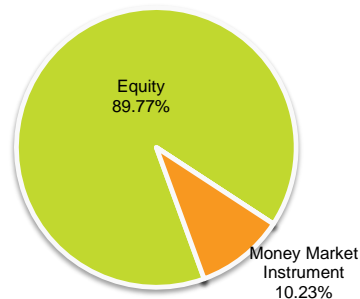
LAST 3 YEARS CUMULATIVE RETURN



LAST 3 YEARS MONTHLY RETURN



ASSET ALLOCATION



SECTOR ALLOCATION

Consumer Discretionary	7.21%
Energy	1.68%
Industrials	5.90%
Materials	12.06%
Financials	34.91%
Consumer Staples	14.48%
Real Estate	5.17%
Health Care	2.57%
Information Technology	3.70%
Communication Services	2.09%
TD + Cash	10.23%

TOP 5 HOLDINGS

PT Aneka Tambang Persero Tbk
PT Bank Central Asia Tbk
PT Bank Mandiri Tbk
PT Bank Rakyat Indonesia Tbk
PT Indofood CBP Sukses Makmur Tbk

FUND MANAGER COMMENTARY

In June 2025, DPLK Equity ER13/E5 Fund booked negative performance of -5.36% mom, below the benchmark performance. Last month, Global market rose in June, with the MSCI World gaining 4.4%. The strongest market was the Nikkei, which rose 6.6%. Market volatility kicked in after the outbreak of Israel-Iran military actions, which was followed by a fast de-escalation. JCI saw a correction in the month of June -3.5% especially after the Middle East war broke out. Investors' concern was rising on the back Crude Oil price spike that managed to almost touch US\$80/bbl, causing concern over Indonesia's fiscal deficit position. In addition, the weakness in Government spending (11% YoY) also brought up concern over weak GDP growth. Now, even though investors' sentiment seems to worsen, but Rupiah managed to close flat against the USD last month as DXY weakened by -2.5% MoM. Foreign investors turned negative again on Indonesia as we recorded net outflow amounting to Rp5.5tn (US\$338mn) in June 2025 which is a reversal from net foreign inflow of \$341mn in May 2025. In terms of sector inside JCI, largest positive contributors were Logistic and Basic Materials. Hence, for 1H25, we have been seeing a net foreign outflow of \$2.2bn. That said, we continue to believe that the potential of sustainable and structural improvement in Indonesian economy with potentially rising GDP/capita could become a positive tailwind for long-term Indonesian equity market return, as such at current market levels we think it could offer a good market entry opportunity with an attractive risk-reward.

DISCLAIMER: This document is prepared by PT. AIA FINANCIAL and solely for informational use only. This document is not an offer for sale nor a solicitation of an offer to purchase. Investment in pension fund product contains risks including but not limited to political risk, risk on changes in government decree or other government regulations, interest rate risk, liquidity risk, credit risk, equity risk and exchange rate risk. The performances of the funds are not guaranteed; the unit price and the investment result may increase or decrease. Past performances do not constitute a guarantee for future performance.



FUND FACT SHEET

DPLK Equity ER13/E5 Fund

Appendix

FUND PERFORMANCE

Fund	Fund Performance						
	1 Month	3 Months	YTD	1 Year	Annualised		
					3 Years	5 Years	Inception
DPLK Equity Fund***	-5.19%	7.41%	-3.52%	-3.44%	1.75%	7.15%	3.97%

Note: ***Fund Performance (Gross Asset Value) calculation is already excluded cost related to management fee and administrative fee.

DISCLAIMER: DPLK Equity Fund is a Pension fund offered by DPLK AIA FINANCIAL. This document is prepared by PT. AIA FINANCIAL and solely for informational use only. The official fund performance presented to the Clients refers to Fund Performance (Net Asset Value) information in page 1.

This document is not an offer for sale nor a solicitation of an offer to purchase. Investment in Pension fund product contains risks including but not limited to political risk, risk on changes in government decree or other government regulations, interest rate risk, liquidity risk, credit risk, equity risk and exchange rate risk. The performances of the funds are not guaranteed; the unit price and the investment result may increase or decrease. Past performances do not constitute a guarantee for future performance.